



Class 3 - Summer Holiday Homework

English

1. My Green Diary

- Observe your surroundings for 7 days.
- Note down one good habit you followed each day (e.g., saving water, feeding birds, reusing paper).
- Create a diary using drawings, photos, and dried leaves.
- Suggest two ways to keep the Earth clean.

2. Writing Practice

- Practice writing daily using a timer to improve your speed and neatness.

3. 15-Day English Word Calendar

- Prepare a calendar for 15 days.
Each day:
 - Write a new English word
 - Use it in a sentence
 - Draw a picture related to the word

4. Chart Making (Roll Number Wise)

Prepare a chart based on your roll number:

- Roll numbers 1–15: Nouns
- Roll numbers 16–30: Describing Words (Adjectives)
- Roll numbers 31–40: Homophones
- Roll numbers 40 till the last: Numbers (Number Words)


Hindi

- १- कहानी की कोई दो पुस्तकें पढ़ें। उनमें से आपको क्या अच्छा लगा और क्यों? लिखें।
२. ग्रीष्म ऋतु में मिलने वाले पेय पदार्थों का चित्र बनाकर उनके नाम लिखें। A-4 साइज शीट पर)
३. प्रतिदिन एक पेज सुलेख करें (अलग कार्यपुस्तिका में)
४. निम्नलिखित शब्दों का प्रयोग करते हुए एक अनुच्छेद लिखें और संबंधित चित्र भी बनाएँ -
(*प्रातः, पक्षी, सूर्य, आकाश, हवा, हरियाली, पुष्प, शांति, सड़क, घर, बच्चे, बुजुर्ग, बगीचा , सुगंध*)

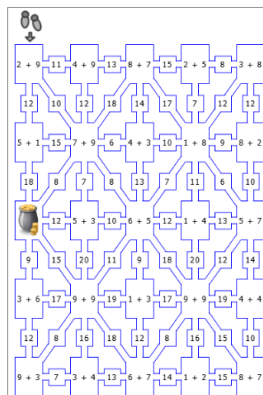
Math

1. Revise **Unit 1 and Unit 2** for the upcoming **Periodic Test I**.
2. Learn and revise **multiplication tables up to 15**.
3. **Daily Practice: (to be done in a separate notebook)**
 - Solve **5 addition sums**
 - Solve **5 subtraction sums**
 - Practice **10 dodging table questions**
4. **Activity-Based Learning (Roll No. Wise):**
 - a. **Roll No. 1-20:** Create a **Math Game** based on topics from **Class 2 & 3 (up to May)**.
(Original work only).
References: <https://www.youtube.com/watch?v=BvnQRp4i-Ac&t=2s> ,
https://www.youtube.com/watch?v=uOc2cT_-coM

Math crossword puzzle

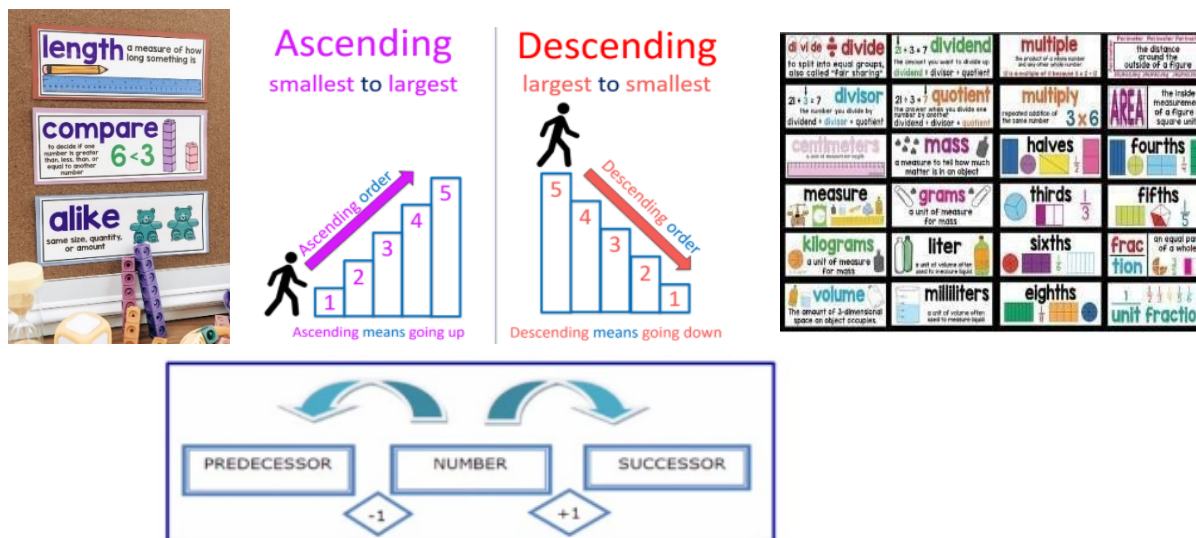


Addition maze



- b. **Roll No. 21 & onwards:** Design a **Math Word Wall** with key terms and visuals. (On A3 size sheet)

References:



General Science

1. Mini book – "From Plant to Product" (Roll Numbers 1 to 20)

- Create a mini handmade book with 5–6 pages.
- On each page, choose one plant and write what product or benefit we get from it (for example, cotton – clothes, sugarcane – sugar).
- Add drawings, crayons, stickers, and interesting titles to make your book attractive.



2. Plant a tree or sapling (Roll Numbers 21 and onwards)

- Choose a suitable location (garden, pot, or community area) and plant a tree or sapling with the help of your parents or guardians.
- Take photographs or make drawings of each stage.
- Compile the photos or drawings into a scrapbook or a poster.
- Lastly, make a rubric to assess your work. Tick (✓) the box that shows how well each step was done.

🌱 Steps

😊 Done Well

😐 A Little

😞 Not Done

1. I chose a healthy plant or sapling	<input type="checkbox"/>	<input type="checkbox"/>	<input type="checkbox"/>
2. I dug a hole or prepared a pot	<input type="checkbox"/>	<input type="checkbox"/>	<input type="checkbox"/>
3. I planted the tree carefully	<input type="checkbox"/>	<input type="checkbox"/>	<input type="checkbox"/>
4. I watered the plant properly	<input type="checkbox"/>	<input type="checkbox"/>	<input type="checkbox"/>
5. I added soil if needed	<input type="checkbox"/>	<input type="checkbox"/>	<input type="checkbox"/>
6. I took care of the plant every day	<input type="checkbox"/>	<input type="checkbox"/>	<input type="checkbox"/>

3. Leaf art – Nature comes alive (Roll Numbers 1 to 40)

- Collect 5–10 leaves of different shapes and sizes from around your house, garden, or park.
- Use the leaves to make one of the following:
 - An animal (such as a fish, elephant, peacock, butterfly, owl)
 - A nature scene (such as a garden, forest, under the sea, tree with birds)
- Paste the leaves neatly on A3 size sheet or chart paper.
- Label your artwork with the name of the animal or scene.



Note: Do revision of Periodic Test–1 syllabus (Chapter 1 and 2).

Social Science

1. Emergency Telephone Directory (Flash Card – A4 Sheet)

Create a telephone directory flash card for the following emergency services:

- Police
- Fire Brigade
- Ambulance
- Women's Safety Helpline (India)
- Child Helpline Number (India)

2. "I am a Green Savior"

- Grow a vegetable plant at home.
- Track and record its growth over time.
- Observe and analyze how social and environmental factors affect the plant's growth and link it to food security.

3. 4R's Wall Hanging

Design a creative wall hanging that represents the **4 R's** of environmental sustainability:

Reduce, Reuse, Recycle, Recover

4. Map Skills

- Take an A3 sheet and draw or paste a **political map of India**.
- Highlight and label **all states** using different colors.

5. Chart Making (A4 Sheet)

Make a **beautiful and informative chart** on **any one topic** from your Social Science textbook.

6. Revise **Chapter 1 and 3** for the upcoming **Periodic Test I**.

